

PROFESSIONAL WOODCARE

Lacquer, oil, cleaning and
maintenance products for commercial,
residential and sports floors



JUNCKERS

Walking on Danish design

JUNCKERS.CO.UK





JOIN THE COLLAB WITH NATURE

WHY JUNCKERS?

By choosing Junckers woodcare you receive not only a product perfectly suited for surface treatment and protection of wooden floors, you are also drawing upon the expertise we have gained from our manufacture of solid hardwood floors since the 1930's.

The production of Junckers lacquers began in the 1950's and continues today at our main manufacturing plant in Denmark.

Our range of lacquers and oils has always been developed by our own technical and research teams using the best and most up to date materials and technology.

TOTAL SOLUTIONS, ALWAYS ACCOMPANIED BY PROFESSIONAL TECHNICAL SUPPORT

Junckers woodcare range includes a fully integrated range of products for regular maintenance, refurbishment or surface treatment of brand new wooden floors. We provide a 100% solution regardless of project type.

We produce woodcare products specially developed for residential, commercial, sports and dance floors.

All our products are designed to help maintain a healthy indoor climate, be kind to the environment and complement timber as a raw material, giving you the full environmental and health benefits hardwood floors offer.



CONTENTS















- 4** FILLING AND PRIMING PRODUCTS
- 6** FLOOR LACQUERS
FOR COMMERCIAL AND RESIDENTIAL USE
- 8** SPORT AND DANCE
FLOOR LACQUERS
MAINTENANCE PRODUCTS
- 12** FLOOR OIL AND HARDWAX OIL
- 14** CLEANING, MAINTENANCE PRODUCTS
AND ACCESSORIES

During the manufacture of Junckers woodcare we use stringent quality control throughout. Our policy to never compromise on the quality of materials means customers will always get the most durable and beautiful finish possible and contractors can be confident they will be giving their customers the best possible result.

Finally, with Junckers as a professional partner you are sure to receive the correct technical support before, during and after a project. Junckers professional technical team together with our trained sales staff are always ready to assist you and help to ensure the successful completion of your project.

FILLING & PRIMING

Junckers filler and priming products form the basis for creating the most durable surface for a wooden floor. The products are always used in combination with a Junckers lacquer as part of our complete lacquer systems.

FILLING	 SB FILLER	PRIMING	 SB PRIMER
 DESCRIPTION	<p>A quick-drying solvent-based filler for filling gaps in the floor.</p> <p>Mixed with sanding dust from the sanded floor. It is used for filling gaps up to 2mm wide.</p> <p>SB Filler is used in combination with floor oil, solvent-based or water-based lacquers, and is suitable for most sanded and untreated parquet floors, including most exotic wood floors.</p>	 DESCRIPTION	<p>A solvent-based very fast curing primer.</p> <p>For wooden floors where water-based primers cannot be used due to poor adhesion, for example exotic and oily timbers.</p> <p>SB Primer gives the floor more depth of colour and must only be used directly on bare wood.</p>
 APPEARANCE	<p>Colourless. When mixed with sanding dust it dries to the same colour as the wood.</p>	 APPEARANCE	<p>Colourless when dry.</p>
 COVERAGE	<p>10 m²/litre.</p>	 COVERAGE	<p>10 m²/litre.</p>
 PACKAGE SIZE	<p>5 litres.</p>	 PACKAGE SIZE	<p>5 litres.</p>
 DRYING TIME*	<p>Approx. 15 minutes.</p>	 DRYING TIME*	<p>Approx. 30-60 minutes.</p>
 APPLICATION	<p>Broad full-edged stainless steel spatula.</p>	 APPLICATION	<p>Brush or short-pile roller.</p>



*at 20 °C and 50 % RH

PRIMING



WB PRIMER



DESCRIPTION

One-component water-based acrylic primer.
Fast drying primer for use on untreated or machine sanded wooden floors in commercial, residential or sports areas.

By using a primer the risk of side-bonding between the individual floor boards is minimised. Protective coats of one of Junckers water-based floor lacquers must be applied after priming.

Choose WB Primer clear for the traditional look or WB Primer colour to create a lighter or darker atmosphere in the room. A coloured primer is slightly transparent and emphasises the natural grain structure of the wood.

For tropical timbers, oily woods and dark coloured pattern floors e.g. herringbone, best results will be achieved by using our SB Primer.

WB Primer Colour: A new way of colouring light timber floors like pine and oak. By adding colour to the primer you are able to both colour and prime at the same time and benefit from the same drying time as WB Primer clear.



APPEARANCE

Clear: Milky in the container. Dries to a colourless finish.
Nordic: Milky in the container. Dries to an untreated look, when used on light wood species like pine, beech, ash and oak.
White: Milky in the container. Dries to a transparent white finish.
Driftwood grey: Dark grey in the container. Dries to a subtle grey 'wash' finish.
Dark Coco: Dark brown in the container. Dries to a deep brown shade.



COVERAGE

8 m²/litre.



PACKAGE SIZE

Clear: 2.5 litres, 5 litres and 10 litres.
Dark Coco, Driftwood Grey, Nordic, White: 5 litres



DRYING TIME*

Approx. 1-2 hours.




APPLICATION

Microfibre roller.




CLEAR
Pine



CLEAR
Oak




NORDIC
Pine




NORDIC
Oak




WHITE
Pine



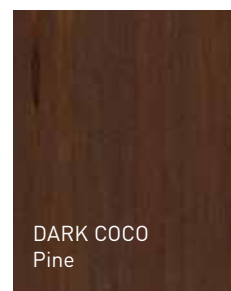
WHITE
Oak



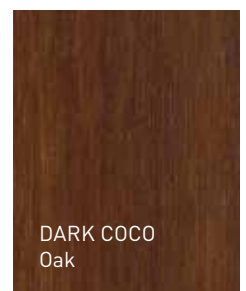
DRIFTWOOD GREY
Pine



DRIFTWOOD GREY
Oak



DARK COCO
Pine



DARK COCO
Oak

*at 20 °C and 50 % RH

FLOOR LACQUER

FOR COMMERCIAL AND RESIDENTIAL USE

Junckers offers a wide range of floor lacquers which have been specifically developed for residential and commercial use. The choice of product depends on expected levels of foot traffic. Available in three different sheen levels, which makes it possible to obtain a finish that suits your individual interior space. When lacquering floors which have been sanded to bare wood, use one of Junckers primers prior to applying the top coats of lacquer. Using a primer will help prevent any gluing effect between floorboards and there are a number of colour options available.

LACQUERS FOR
WOODEN FLOORS



MT200 FLOOR LACQUER

MT400 FLOOR LACQUER

MT500 FLOOR LACQUER

	MT200 FLOOR LACQUER	MT400 FLOOR LACQUER	MT500 FLOOR LACQUER
 DESCRIPTION	<p>One-component water-based co-polymer acrylic/polyurethane lacquer.</p> <p>Fast drying and curing lacquer for normal everyday residential use.</p> <p>Non-yellowing and excellent clarity even on dark-coloured floors.</p> <p>Suitable for previously sealed floors as well as fully sanded floors in combination with primer.</p>	<p>One-component oil-based alkyd lacquer.</p> <p>For medium traffic commercial and residential use.</p> <p>Highlights the warmer and richer colours in the wood.</p> <p>Suitable for previously sealed floors as well as fully sanded floors. Can be used with and without primer.</p>	<p>One-component water-based Co-polymer polyurethane/acrylic lacquer.</p> <p>Low odour floor lacquer for wooden floors in heavy traffic residential and lighter traffic commercial areas.</p> <p>Non-yellowing and excellent clarity even on dark coloured floors.</p> <p>Suitable for previously sealed floors as well as fully sanded floors in combination with primer.</p>
 APPEARANCE	Milky in the container. Colourless film when dry.	Light brown in the container. Colourless film when dry.	Milky in the container. Colourless film when dry.
 GLOSS LEVEL	(10) Ultra Matt (20) Matt (50) Silk Matt	(10) Ultra Matt (20) Matt (50) Silk Matt	(10) Ultra Matt (20) Matt (50) Silk Matt
 COVERAGE	10 m ² /litre.	10-12 m ² /litre.	10-12 m ² /litre.
 PACKAGE SIZE	5 litres.	Silkmatt: 2.5 and 5 litres. Matt: 5 litres.	5 litres.
 DRYING TIME*	4 hours. Fully cured after 72 hours.	6-8 hours. Fully cured after 1 week.	4 hours. Fully cured after 72 hours.
 APPLICATION	Brush, microfibre roller, air/airless spray.	Brush, microfibre roller, air/airless spray.	Brush, microfibre roller, air/airless spray.








*at 20 °C and 50 % RH

ADDED DURABILITY WITH TWO-COMPONENT LACQUERS

Junckers two-component lacquers are particularly well-suited for high traffic areas. This range is the benchmark for just how durable water-based lacquers can be, and the fast drying time of the product makes it a perfect choice when time is all-important. Junckers range of two-component lacquers sets the standard in today's market, achieving the highest degree of wear resistance and superior levelling properties compared to other similar products on the market.

LACQUERS FOR
WOODEN FLOORS



	HT700 FLOOR LACQUER	FRICITION FLOOR LACQUER
 DESCRIPTION	<p>Premium quality two-component water-based 100% polyurethane lacquer.</p> <p>For use in very high traffic areas; exceptionally durable and scuff resistant.</p> <p>Non-yellowing, very fast curing and ready for use the following day.</p> <p>Must be mixed with hardener before use.</p>	<p>A slip resistant two-component non-yellowing water-based 100% polyurethane lacquer.</p> <p>Fast curing and ideal for use in high traffic areas where slip resistance is important, eg. restaurants and bars.</p> <p>Must be used as the final coat only.</p> <p>Must be mixed with hardener before use.</p> <p>Tested to BS7976-2:2002.</p>
 APPEARANCE	Milky in the container. Colourless film when dry.	Milky in the container. Colourless film when dry.
 GLOSS LEVEL	(10) Ultra Matt (20) Matt (50) Silk Matt	(10) Ultra Matt
 COVERAGE	10-12 m ² /litre.	10-12 m ² /litre.
 PACKAGE SIZE	4.95 litres. (4.5 litres + 0.45 litres)	4.95 litres. (4.5 litres + 0.45 litres)
 DRYING TIME*	Touch dry/recoating: Approx. 3 hours. Ready for light traffic: 8 hours. Fully cured after 72 hours.	Touch dry/recoating: Approx. 3 hours. Ready for light traffic: 8 hours. Fully cured after 72 hours.
 APPLICATION	Brush, microfibre roller, air/airless spray.	Brush, microfibre roller, air/airless spray.

*at 20 °C and 50 % RH

LACQUER & MAINTENANCE

FOR SPORTS, DANCE AND ACTIVITY FLOORS

Junckers two-component HP800 Sport lacquer is unequalled in quality and performance and is used on sports and activity floors all over the world including Olympic and Commonwealth Games venues. It is very hard-wearing and highly resistant to abrasion and scuffs. Along with our HP Sport Linemarking and maintenance products, this range provides a complete system for maintaining a high performance sports floor.

LACQUERS FOR SPORTS FLOORS



	HP800 SPORT	HP SPORT LINEMARKING
i DESCRIPTION	<p>Our premium quality two-component water-based 100 % polyurethane lacquer for very high traffic sports floors.</p> <p>Non-yellowing, extremely durable and scuff resistant, and very fast curing, so the floor is ready for use the next day.</p> <p>Complies with the friction requirements of EN 14904 for multi-purpose sports floors.</p> <p>Must be mixed with hardener before use.</p>	<p>Water based two-component product for painting court markings and other areas in gymnasiums and sports halls.</p> <p>Recommended for use on floors coated with Junckers HP800 Sport and on Junckers pre-finished lacquered floors.</p> <p>Must be mixed with hardener before use.</p> <p>Approved according to the European sports norm EN 14904.</p>
👁 APPEARANCE	Creamy/milky in the container. Colourless film when dry.	
🌟 GLOSS LEVEL	(50) Silk Matt (20) Matt (10) Ultra Matt	Clear, white, nordic, yellow, red, blue, green, black.
📏 COVERAGE	10-12 m ² /litre.	6-8 m ² /litre.
📦 PACKAGE SIZE	4.95 litres (4.5 litres + 0.45 litres) 24.2 litres (22 litres + 2.2 litres)	Clear, white, yellow, red, blue, green and black: 2.3 litres (2 litres + 0.3 litres) Nordic: 4.6 litres (4 litres + 0.6 litres)
L DRYING TIME*	Touch dry/recoating: approx. 3 hours. Ready for light traffic: 8 hours. Fully cured after 72 hours.	Recoating: 16 hours. Ready for light traffic: 8 hours. Fully cured after 72 hours.
🔧 APPLICATION	Brush, microfibre roller, air/airless spray. Applicator.	Brush, microfibre roller, air/airless spray.







*at 20 °C and 50 % RH

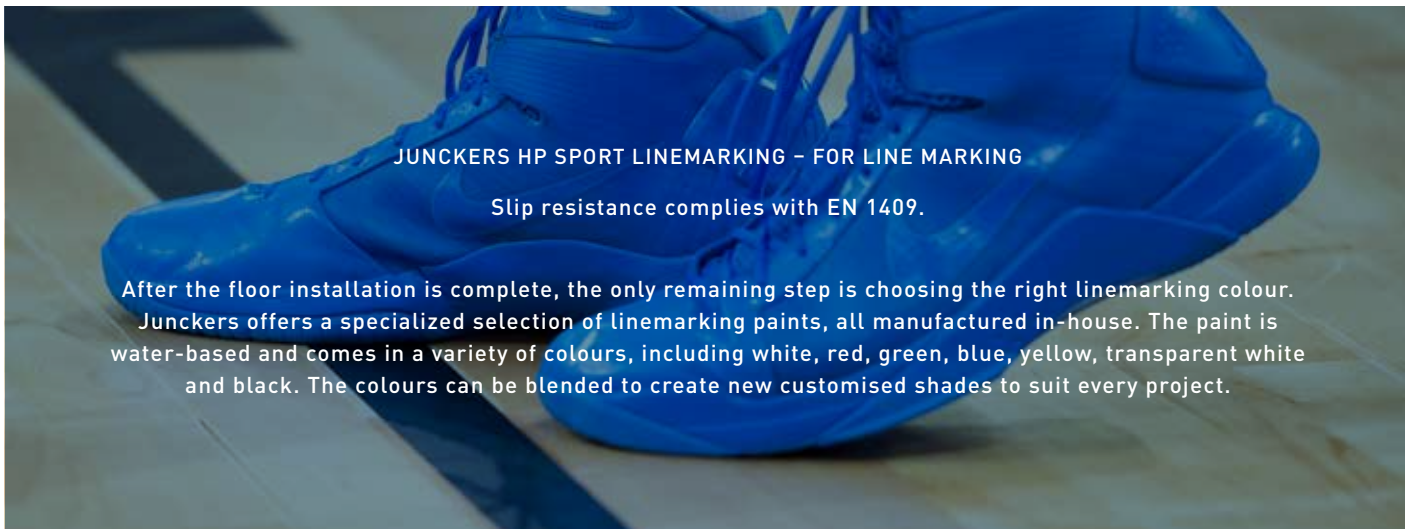
MAINTENANCE FOR
SPORTS FLOORS



SPORT CLEANER


SPORT RESIN REMOVER

 DESCRIPTION	<p>Universal cleaner for lacquered hardwood sports and activity floors.</p> <p>Does not leave a film or residue on the floor</p>	<p>Sport Resin Remover is a cleaner for removal of resin from lacquered wooden sports floors.</p> <p>The product is used to soften handball resin before regular cleaning.</p>
 DILUTION	50-200 ml to 10 litres of water.	1 to 10 parts of water.
 COVERAGE	-	25-30 m ² per litre.
 PH VALUE	Concentrated: Approx. 7.5 Diluted: Approx. 7	Concentrated: Approx. 13. Diluted: Approx. 12,5 - 13
 PACKAGE SIZE	5 litres.	5 litres.
 APPLICATION	Cloth, flat Microfibre mop or scrubber dryer.	By sponge, cloth, flat microfibre mop or scrubber dryer, cloth and atomizer.




*at 20 °C and 50 % RH

MULTI-PURPOSE USE



MULTI-PURPOSE USE



OIL & HARDWAX OIL

Junckers oils add a beautiful, deep sheen and superior wear resistance to the floor. Choose either a clear oil, which emphasises the natural character of the wood, or a coloured oil, which allows you to create a unique look for your room or interior.

OIL AND
HARDWAX OIL



HARDWAX FLOOR OIL

ECO 2K FLOOR OIL

DESCRIPTION

Priming and finishing oil for untreated/sanded wooden floors.

Gives the floor a deep lustre and rich colour and is perfect for residential or commercial areas.

Ideal for use in locations where minimum closure time is important.

Cannot be overcoated with water-based lacquers.

Priming and finishing oil for untreated/sanded wooden floors.

Ready for use within one working day.

Low VOC content.

Use the oil with or without hardener. Add hardener for increased durability and water resistance.

Can be overcoated with a water-based lacquer, recommend using HT700.

APPEARANCE

Colourless when dry.

Clear oil: Adds a deep, warm glow to the wood.
Nordic oil: Retains an untreated look on light wood species. Not recommended on dark wood species.

The other colours are slightly transparent enhancing the natural grain of the wood.

COVERAGE

20-30 m²/litre.

Light wood species, beech, ash, oak, pine etc.: 12-15 m² per litre.
Exotic wood species, nyatoh, merbau etc.: 20-30 m² per litre.

PACKAGE SIZE

Clear: 5 litres.

Clear, nordic, white, london gery, black and antique oak: 2.53 litres (2.3+0.23).

DRYING TIME*

Recoating approx. 6 hours.
Fully cured after 6 days.

6-8 hours.
16-24 hours if the floor subsequently is to be lacquered.
Fully cured after 72 hours.

APPLICATION

Roller, brush, stainless steel spatula and/or polish-ing machine mounted with a white nylon scouring pad.

Roller, spatula and/or polishing machine mounted with a white nylon scouring pad.

CLEAR

NORDIC

WHITE

LONDON GREY

BLACK






ANTIQUE OAK

*at 20 °C and 50 % RH

OIL



RUSTIC FLOOR OIL



i **DESCRIPTION**
 Priming and finishing oil for untreated/sanded wooden floors.
 Use Rustic Floor Oil clear for the classic look or Rustic Floor Oil colour to give the room character.
 Can be overcoated with our HT700 water-based lacquer.

e **APPEARANCE**
 Clear oil adds a deep, warm glow.
 Nordic retains an untreated look on light wood species.
 Not recommended on dark wood species.
 Coloured oils are slightly transparent enhancing the natural grain of the wood.

🗑️ **COVERAGE**
 Light wood species, beech, ash, oak, pine etc.: 12-15 m² per litre.
 Exotic wood species, nyatoh, merbau etc.: 20-30 m² per litre.

🗑️ **PACKAGE SIZE**
 Clear: 0.375, 0.75, 2.5, 5, 10, 25 litres.
 White and black, anthracite grey, cherry, mahogany, walnut, driftwood grey, dark coco and wild hazel: 0.375, 0.75, 2.5 litres.

L **DRYING TIME***
 16-24 hours before applying the finishing coat.
 Ready for use 24 hours after the finishing coat.
 Fully cured after 72 hours.

🔧 **APPLICATION**
 Cloth, brush, roller and/or polishing machine mounted with a white nylon scouring pad.

*at 20 °C and 50 % RH






CLEANING & MAINTENANCE

CLEANING



FLOOR CLEANER

NEUTRALIZER

 DESCRIPTION	<p>Universal cleaner for daily and periodic cleaning of lacquered and oiled wood floors.</p> <p>Does not leave a film or residue on the floor.</p>	<p>Dissolves grease and residue from soap.</p> <p>Recommended for use before resealing the floor with lacquer.</p>
 PH VALUE	<p>Concentrated: Approx. 7.5 Diluted: Approx. 7</p>	<p>Concentrated: Approx. 2-3 Diluted: Approx. 2</p>
 DILUTION	50–200 ml per 10 litres of water.	200 ml per 10 litres of water.
 PACKAGE SIZE	1, 2.5 and 5 litres.	1 litre.
 APPLICATION	Cloth or flat microfibre mop.	Cloth or flat microfibre mop.



*at 20 °C and 50 % RH

MAINTENANCE



MAINTENANCE OIL

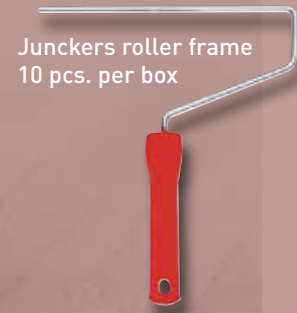
<p>i DESCRIPTION</p>	<p>A surface maintainer for use on floors which have been treated with Rustic Floor Oil, Eco 2K Eco Floor Oil or Hardwax Floor Oil.</p> <p>The oil is easy to apply and the floor is ready for use after 30 to 60 minutes.</p> <p>Protects the surface, restores a uniform sheen to the floor and reduces the effects of scratches and abrasions.</p> <p>It is recommended to apply one coat of the oil, before starting to use a pre-finished oiled floor.</p>
<p>👁️ APPEARANCE</p>	<p>Clear: Dries to a colourless appearance. Black: Dries to a slightly transparent black appearance.</p>
<p>📏 COVERAGE</p>	<p>30-50 m² per litre.</p>
<p>🗑️ PACKAGE SIZE</p>	<p>Clear: 1, 2.5 and 10 litres. Black: 2.5 litres.</p>
<p>🕒 DRYING TIME*</p>	<p>Ready for light traffic after 30-60 minutes. Fully cured after 24 hours.</p>
<p>🔧 APPLICATION</p>	<p>Flat microfibre mop or cotton cloth.</p>

*at 20 °C and 50 % RH

ACCESSORIES



Proline microfibre roller
10 pcs. per box



Junckers roller frame
10 pcs. per box

Junckers telescopic
roller pole





JUNCKERS

Walking on Danish design